

IMPIANTO ELETTRICO /ELECTRIC SYSTEM /INSTALLATION ELECTRIQUE /ALEKTRISCHE ANLAGE /INSTALACIÓN ELÉCTRICA Aurelia Plus Rel 3.xx

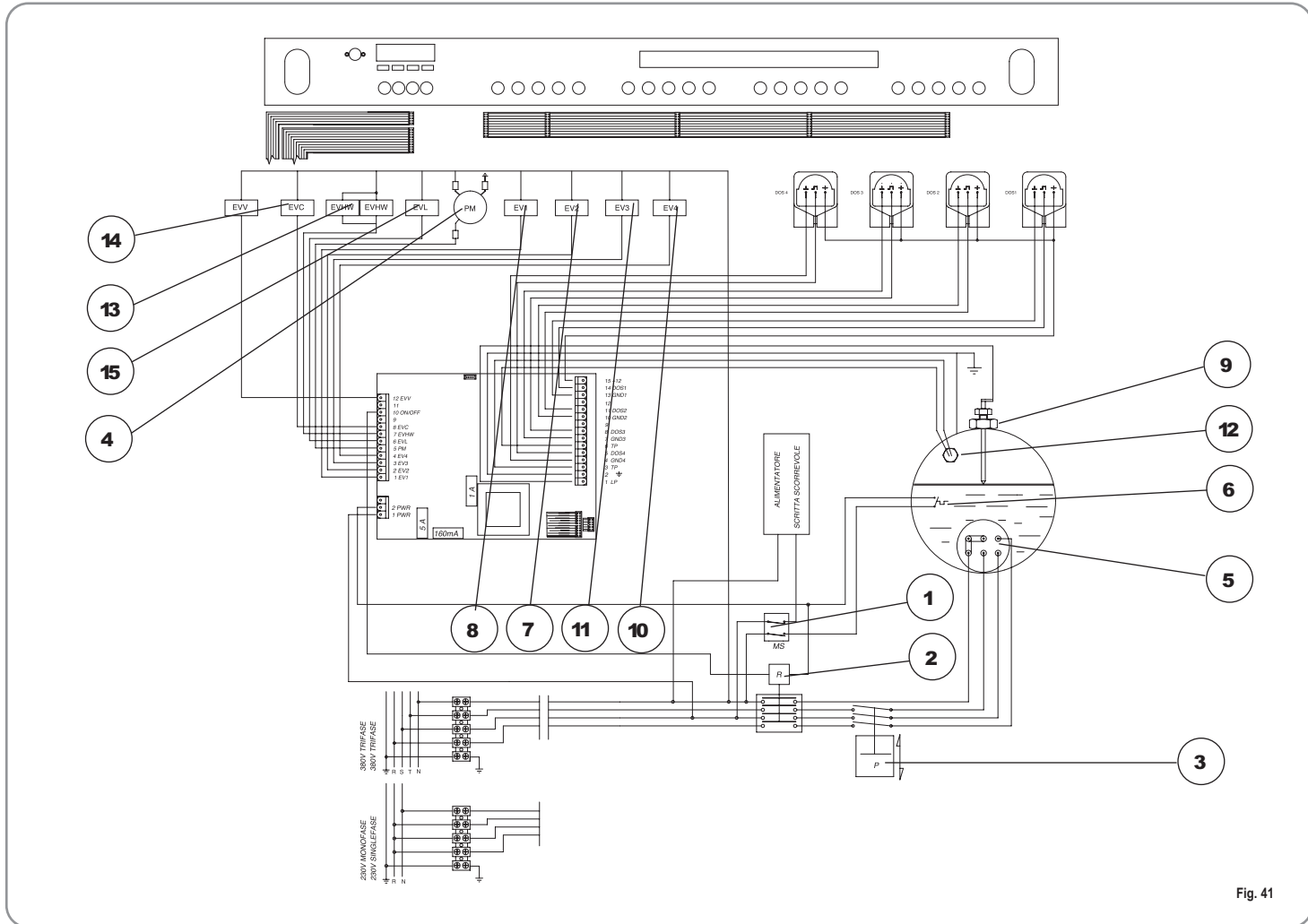


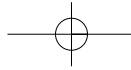
Fig. 41

LEGENDA/KEY

- 1 MS Interruttore/ Main Switch.
- 2 R Relè/Relay.
- 3 P Pressostato/Pressostat.
- 4 PM Motore pompa/Pump Motor.
- 5 HE Resistenza boiler/ Heater ELEMENT.
- 6 TE Termostato/Thermostat.
- 7 EV2 Elettrovalvola gruppo 2/ Solenoid

- 8 EV1 Elettrovalvola gruppo 1/Solenoid Valve unit 1.
- 9 LP Sonda livello/ level Probe.
- 10 EV4 Elettrovalvola gruppo 4/Solenoid Valve unit 4.
- 11 EV 3 Elettrovalvola gruppo 3/Solenoid Valve unit 3.

- 12 TP Sonda temperatura/Temperature Probe
- 13 EVHW Elettrovalvola miscelatore/Solenoid Valve mixer.
- 14 EVC Uscita scaldatasse/Cup-warmer out put.
- 15 EVL Elettrovalvola livello/Solenoid Valve level.



AURELIA PLUS REL 1.xx ELECTRICAL PLAN

nuova
SIMONELLI
espresso coffee machines

**IMPIANTO ELETTRICO /ELECTRIC SYSTEM /INSTALLATION ELECTRIQUE
/ALEKTRISCHE ANLAGE /INSTALACIÓN ELÉCTRICA Aurelia Plus Rel 1.xx**

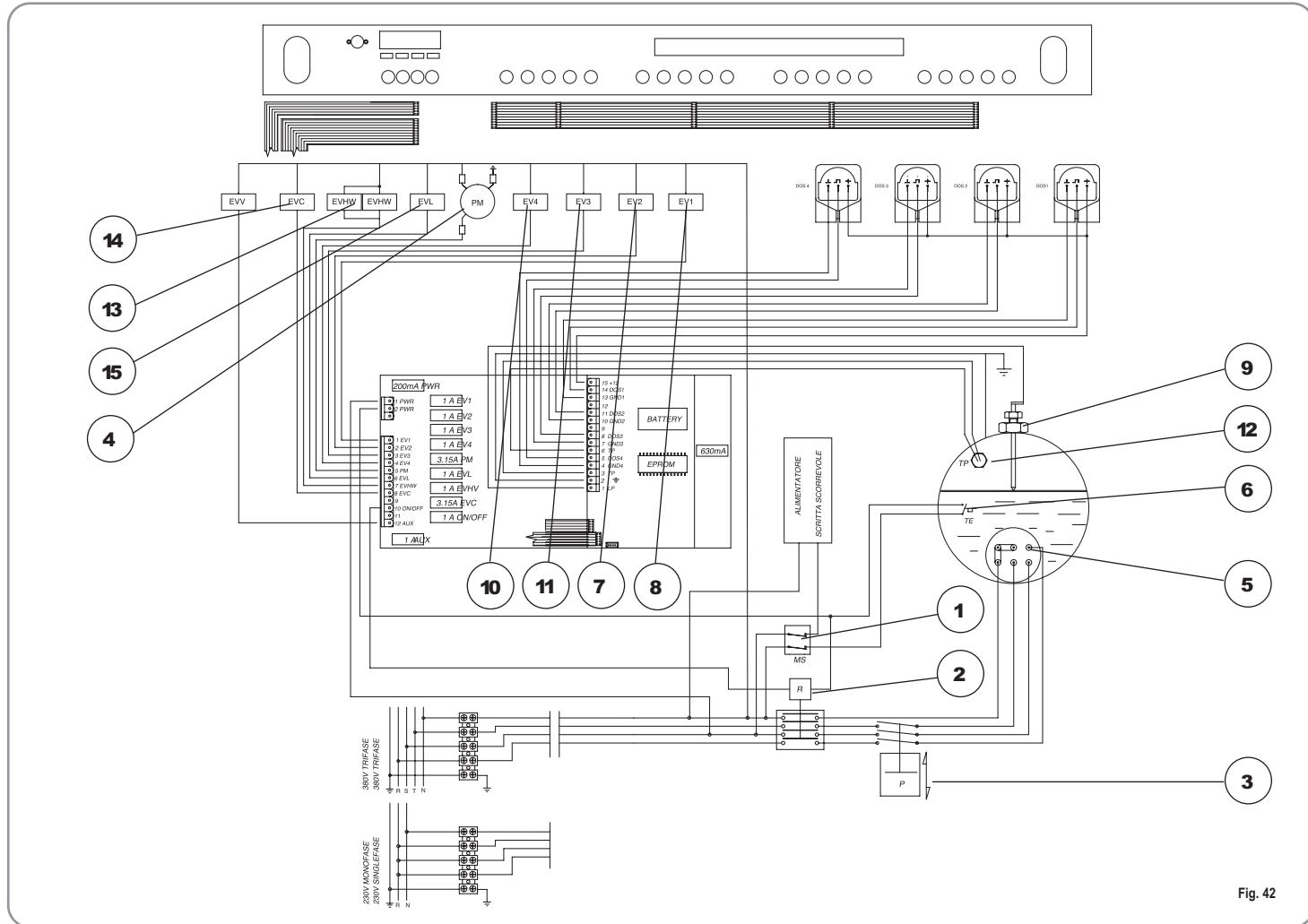


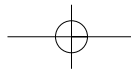
Fig. 42

LEGENDA/KEY

- 1 MS Interruttore/ Main Switch.
- 2 R Relè/Relay.
- 3 P Pressostato/Pressostat.
- 4 PM Motore pompa/Pump Motor.
- 5 HE Resistenza boiler/ Heater ELEMENT.
- 6 TE Termostato/Thermostat.
- 7 EV2 Elettrovalvola gruppo 2/ Solenoid

- 8 EV1 Elettrovalvola gruppo 1/Solenoid Valve unit 1.
- 9 LP Sonda livello/ level Probe.
- 10 EV4 Elettrovalvola gruppo 4/Solenoid Valve unit 4.
- 11 EV 3 Elettrovalvola gruppo 3/Solenoid Valve unit 3.

- 12 TP Sonda temperatura/Temperature Probe
- 13 EVHW Elettrovalvola miscelatore/Solenoid Valve mixer.
- 14 EVC Uscita scaldatasse/Cup-warmer out put.
- 15 EVL Elettrovalvola livello/Solenoid Valve level.



IMPIANTO ELETTRICO /ELECTRIC SYSTEM /INSTALLATION ELECTRIQUE /ALEKTRISCHE ANLAGE /INSTALACIÓN ELÉCTRICA Aurelia V

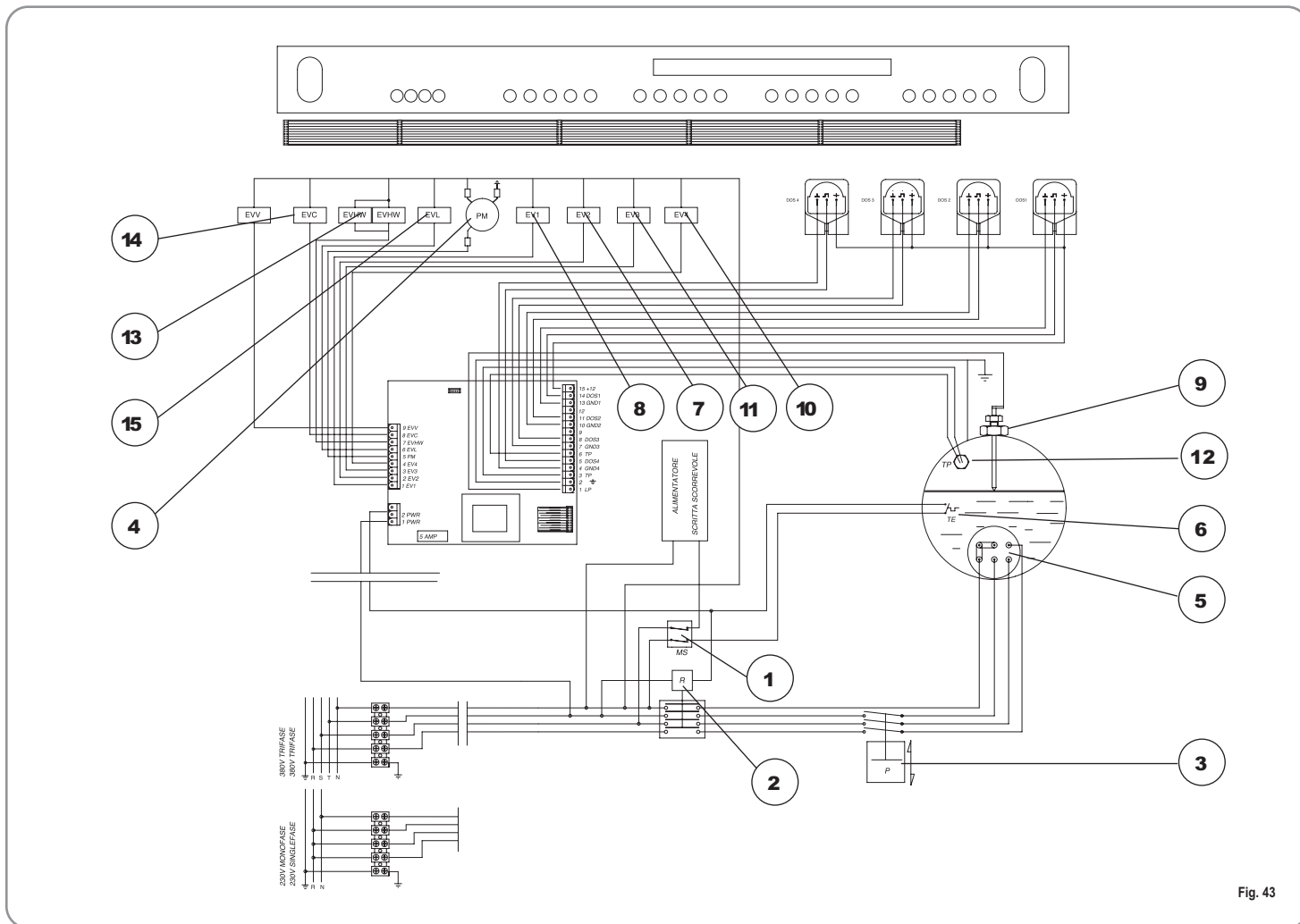


Fig. 43

LEGENDA/KEY

- | | | |
|---|--|--|
| 1 MS Interruttore/ Main Switch. | 8 EV1 Elettrovalvola gruppo 1/Solenoid Valve unit 1. | 12 TP Sonda temperatura/Temperature Probe |
| 2 R Relè/Relay. | 9 LP Sonda livello/ level Probe. | 13 EVHW Elettrovalvola miscelatore/Solenoid Valve mixer. |
| 3 P Pressostato/Pressostat. | 10 EV4 Elettrovalvola gruppo 4/Solenoid Valve unit 4. | 14 EVC Uscita scaldatasse/Cup-warmer out put. |
| 4 PM Motore pompa/Pump Motor. | 11 EV 3 Elettrovalvola gruppo 3/Solenoid Valve unit 3. | 15 EVL Elettrovalvola livello/Solenoid Valve level. |
| 5 HE Resistenza boiler/ Heater ELEMENT. | | |
| 6 TE Termostato/Thermostat. | | |
| 7 EV2 Elettrovalvola gruppo 2/ Solenoid | | |